

MICRO-HYDRO POWER

Introduction

Water power can be harnessed in many ways; the most common way is to use a turbine which is turned by water moving in a controlled manner. It is a technology that has been used throughout the world, by a diverse range of societies and cultures, for many centuries.

Large dams hold water which can be used to provide energy for industry and grid electrification systems. Smaller systems can provide energy to remote regions without the need to build dams.

Table 1, below outlines the categories used to define the power output from hydropower. Micro-hydro power is the small-scale harnessing of energy from falling water; for example, harnessing enough water from a local river to power a small factory or village. This technical brief concentrates on micro-hydro power.

Water powered mills have been in use for nearly a thousand years. In Europe, Asia and parts of Africa, water wheels were used to drive industrial machinery, such as mills and pumps.

The first effective water turbines appeared in the mid 19th century and these quickly replaced the older water wheels in many applications. In contrast to water wheels and the early turbines, modern turbines are compact, highly efficient and capable of turning at very high speed. Hydropower is a well-proven technology, relying on a non-polluting, renewable and indigenous resource, which can integrate easily with irrigation and water supply projects. China alone has more than 85,000 small-scale, electricity producing, hydropower plants.




Figure 1: The Tunga-Kabiri micro-hydro power scheme, Kenya, showing the power house and penstock. Photo: Practical Action / Zul Mukhida.

Large- hydro	More than 100 MW and usually feeding into a large electricity grid
Medium-hydro	15 - 100 MW - usually feeding a grid
Small-hydro	1 - 15 MW - usually feeding into a grid
Mini-hydro	Above 100 kW, but below 1 MW; either stand alone schemes or more often feeding into the grid
Micro-hydro	From 5kW up to 100 kW; usually provided power for a small community or rural industry in remote areas away from the grid.
Pico-hydro	From a few hundred watts up to 5kW

Table 1: Classification of hydropower by size.

kW (kilowatt) - 1000 Watts; MW (megawatt) - 1 000 000 Watts or 1000 kW

Practical Action, The Schumacher Centre for Technology and Development, Bourton on Dunsmore, Rugby, Warwickshire, CV23 9QZ, UK

T +44 (0)1926 634400 | F +44 (0)1926 634401 | E infoserv@practicalaction.org.uk | W www.practicalaction.org

Practical Action is a registered charity and company limited by guarantee.
Company Reg. No. 871954, England | Reg. Charity No.247257 | VAT No. 880 9924 76 |
Patron HRH The Prince of Wales, KG, KT, GCB

Over the last few decades, there has been a growing realisation in developing countries that micro-hydro schemes have an important role to play in the economic development of remote rural areas, especially mountainous ones. Micro-hydro schemes can provide power for industrial, agricultural and domestic uses through direct mechanical power or by the coupling of the turbine to a generator to produce electricity.

Technical

Scheme components

Figure 2 shows the main components and layout of a run-of-the-river micro-hydro scheme. This type of scheme requires no water storage but instead diverts some of the water from the river which is channelled along the side of a valley before being 'dropped' into the turbine via a penstock. In figure 2, the turbine drives a generator that provides electricity for a workshop. The transmission line can be extended to a local village to supply domestic power for lighting and other uses.

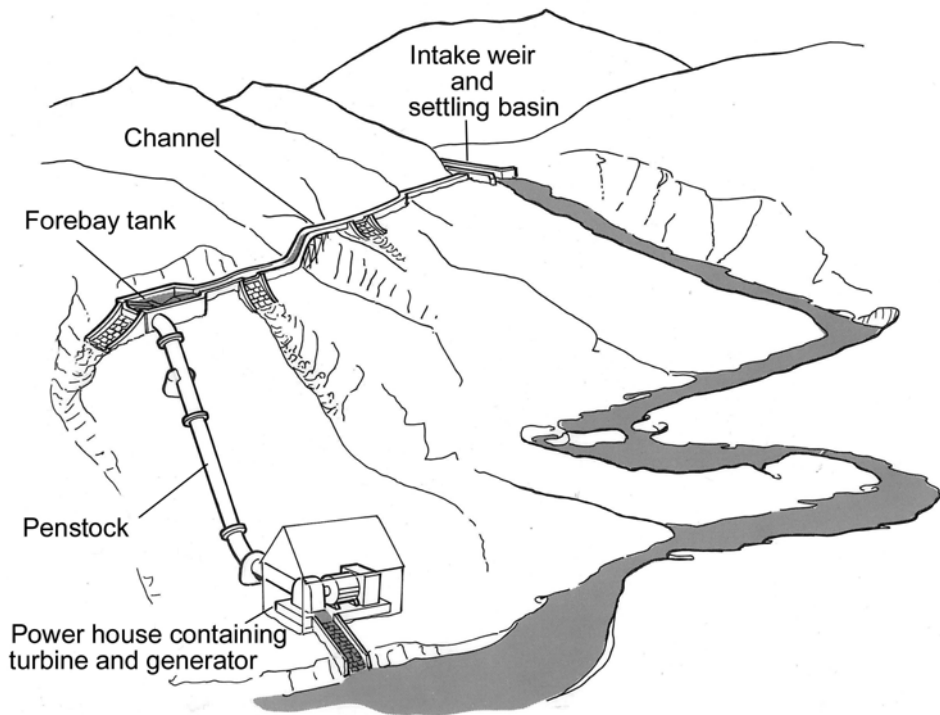


Figure 2: Layout of a typical micro-hydro scheme. Illustration: Practical Action

There are other configurations which can be used depending on the topographical and hydrological conditions, but all adopt the same general principle.

Water into watts

To determine the power potential of the water flowing in a river or stream it is necessary to determine both the flow rate of the water and the head through which the water can be made to fall. The *flow rate* is the quantity of water flowing past a point in a given time. Typical flow rate units are litres per second or cubic metres per second. The *head* is the vertical height, in metres, from the turbine up to the point where the water enters the intake pipe or penstock.

The potential power can be calculated as follows:

Theoretical power (P) = Flow rate (Q) x Head (H) x Gravity (g)
 When Q is in cubic metres per second, H in metres and $g = 9.81 \text{ m/s}^2$ then,

$$P = 9.81 \times Q \times H \quad (\text{kW})$$

However, energy is always lost when it is converted from one form to another. Small water turbines rarely have efficiencies better than 80%. Power will also be lost in the pipe carrying the water to the turbine, due to frictional losses. By careful design, this loss can be reduced to only a small percentage. A rough guide used for small systems of a few kW rating is to take the overall efficiency as approximately 50%. Thus, the theoretical power must be multiplied by 0.50 for a more realistic figure.

Example: A turbine generator set operating at a head of 10 metres with flow of 0.3 cubic metres per second will deliver approximately, $(9.81 \times 0.5 \times 0.3 \times 10 =)$ 18 kilowatts of electricity.

It is always preferable to run all equipment at the rated design flow and load conditions, but it is not always practical or possible where river flow fluctuates throughout the year or where daily load patterns vary considerably. If a machine is operated under conditions other than full-load or full-flow then other significant inefficiencies must be considered. Part flow and part load characteristics of the equipment needs to be known to assess the performance under these conditions. Alternatively an electronic load controller should be used, to ensure optimal loading conditions on the equipment at all times.

Uses of micro hydro power

Depending on the end use requirements of the generated power, the output from the turbine shaft can be used directly as mechanical power or the turbine can be connected to an electrical generator to produce electricity. For many rural industrial applications shaft power is suitable (for food processing such as milling or oil extraction, sawmill, carpentry workshop, small scale mining equipment, etc.), but many applications require conversion to electrical power.

For domestic applications electricity is preferred. This can be provided either:

- directly to the home via a small electrical distribution system or,
- can be supplied by means of batteries which are returned periodically to the power house for recharging - this system is common where the cost of direct electrification is too high due to scattered housing (and hence an expensive distribution system),

Where a generator is used alternating current (a.c.) electricity is normally produced. Single-phase power is satisfactory on small installations up to 20kW, but beyond this, 3-phase power is used to reduce transmission losses and to be suitable for larger electric motors. An a.c. power supply must be maintained at a constant 50 or 60 cycles/second for the reliable operation of any electrical equipment using the supply. This frequency is determined by the speed of the turbine which must be very accurately governed.

Suitable conditions for micro-hydro power

The best geographical areas for exploiting small-scale hydro power are those where there are steep rivers flowing all year round, for example, the hill areas of countries with high year-round rainfall, or the great mountain ranges and their foothills, like the Andes and the Himalayas. Islands with moist marine climates, such as the Caribbean Islands, the Philippines and Indonesia are also suitable.



Figure 3: Civil engineering for a micro hydro scheme in Bocatoma, Peru. Photo: Soluciones Prácticas.

Low-head turbines have been developed for small-scale exploitation of rivers or irrigation canals where there is a small head but sufficient flow to provide adequate power.

To assess the suitability of a potential site, the hydrology of the site needs to be known and a site survey carried out, to determine actual flow and head data. Hydrological information can be obtained from the meteorology or irrigation department usually run by the national government. This data gives a good overall picture of annual rain patterns and likely fluctuations in precipitation and, therefore, flow patterns. The site survey gives more detailed information of the site conditions to allow power calculation to be done and design work to begin. Flow data should be gathered over a period of at least one full year where possible, so as to ascertain the fluctuation in river flow over the various seasons. There are many methods for carrying out flow and head measurements and these can be found in the relevant texts or on-line resources.

Turbines

A turbine converts the energy in falling water into shaft power. There are various types of turbine which can be categorised in one of several ways. The choice of turbine will depend mainly on the pressure head available and the design flow for the proposed hydropower installation. As shown in table 2 below, turbines are broadly divided into three groups; high, medium and low head, and into two categories: impulse and reaction.

Turbine Runner	Head pressure		
	High	Medium	Low
Impulse	Pelton Turgo Multi-jet Pelton	Crossflow Turgo Multi-jet Pelton	Crossflow
Reaction		Francis Pump-as-turbine (PAT)	Propeller Kaplan

Table 2: Classification of turbine types.

Source: Micro-hydro Design Manual, IT Publications, 1993

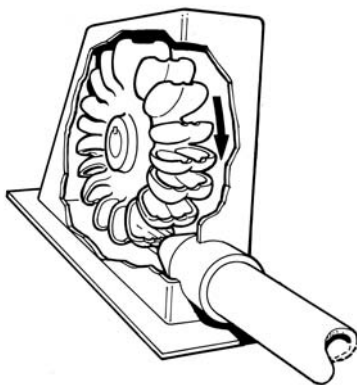


Figure 4: An impulse turbine.

The difference between impulse and reaction can be explained simply by stating that the *impulse* turbines convert the kinetic energy of a jet of water in air into movement by striking turbine buckets or blades - there is no pressure reduction as the water pressure is atmospheric on both sides of the impeller.

The blades of a *reaction* turbine, on the other hand, are totally immersed in the flow of water, and the angular as well as linear momentum of the water is converted into shaft power - the pressure of water leaving the runner is

reduced to atmospheric or lower.

Load factor

The load factor is the amount of power used divided by the amount of power that is available if the turbine were to be used continuously. Unlike technologies relying on costly fuel sources, the 'fuel' for hydropower generation is free and therefore the plant becomes more cost effective if run for a high percentage of the time. If the turbine is only used for domestic lighting in the evenings then the plant factor will be very low. If the turbine

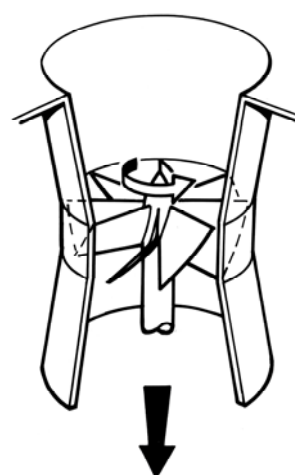


Figure 5: A reaction turbine

technical brief

provides power for rural industry during the day, meets domestic demand during the evening, and maybe pumps water for irrigation in the evening, then the plant factor will be high.

It is very important to ensure a high plant factor if the scheme is to be cost effective and this should be taken into account during the planning stage. Many schemes use a 'dump' load (in conjunction with an electronic load controller - see below), which is effectively a low priority energy demand that can accept surplus energy when an excess is produced e.g. water heating, storage heaters or battery charging.

Load control governors

Water turbines, like petrol or diesel engines, will vary in speed as load is applied or relieved. Although not such a great problem with machinery which uses direct shaft power, this speed variation will seriously affect both frequency and voltage output from a generator. Traditionally, complex hydraulic or mechanical speed governors altered flow as the load varied, but more recently an electronic load controller (ELC) has been developed which has increased the simplicity and reliability of modern micro-hydro sets. The ELC prevents speed variations by continuously adding or subtracting an artificial load, so that in effect, the turbine is working permanently under full load. A further benefit is that the ELC has no moving parts, is very reliable and virtually maintenance free. The advent of electronic load control has allowed the introduction of simple and efficient, multi-jet turbines, no longer burdened by expensive hydraulic governors.

Other issues

The economics - cost reduction

Normally, small-scale hydro installations in rural areas of developing countries can offer considerable financial benefits to the communities served, particularly where careful planning identifies income-generating uses for the power.

The major cost of a scheme is for site preparation and the capital cost of equipment. In general, unit cost decreases with a larger plant and with high heads of water. The costs of micro hydro power can be kept low by avoiding some of the more costly aspects of large hydro power. This includes such innovations as:

- using run-of-the-river schemes where possible - this does away with the cost of an expensive dam for water storage
- locally manufactured equipment where possible and appropriate
- use of HDPE (plastic) penstocks where appropriate
- electronic load controller - allows the power plant to be left unattended, thereby reducing labour costs, and introduce useful by-products such as battery charging or water heating as dump loads for surplus power; also does away with bulky and expensive mechanical control gear (see
- using existing infrastructure, for example, a canal which serves an irrigation scheme
- siting of power close to village to avoid expensive high voltage distribution equipment such as transformers
- using pumps as turbines (PAT) - in some circumstances standard pumps can be used 'in reverse' as turbines; this reduces costs, delivery time, and makes for simple installation and maintenance



Figure 6: Electricity from the Tungu-Kabiri micro-hydro scheme is in Ester Nkonge's hair salon. Photo: Karen Robinson.

- using motors as generators - as with the PAT idea, motors can be run 'in reverse' and used as generators; pumps are usually purchased with a motor fitted and the whole unit can be used as a turbine/generator set
- use of local materials for the civil works
- use of community labour
- good planning for a high plant factor (see above) and well balanced load pattern (energy demand fluctuation throughout the day)
- low-cost connections for domestic users (see following section on this topic)
- self-cleaning intake screens - this is a recent innovation which is fitted to the intake weir and prevents stones and silt from entering the headrace canal; this does away with the need for overspill and desilting structures along the headrace canal and also means that, in many cases, the canal can be replaced by a low-pressure conduit buried beneath the ground - this technology is, at present, still in its early stages of dissemination

Maintenance costs (insurance and water abstraction charges, where they apply) are a comparatively minor component of the total - although they may be an important consideration in marginal economic cases.

Ownership, management

Programmes promoting the use of micro-hydro power in developing countries have concentrated on the social, as well as the technical and economic aspects of this energy source. Technology transfer and capacity building programmes have enabled local design and manufacture to be adopted. Local management, ownership and community participation has meant that many schemes are under the control of local people who own, run and maintain them. Operation and maintenance is usually carried out by trained local craftspeople.

Low-cost grid connection

Where the power from a micro-hydro scheme is used to provide domestic electricity, one method of making it an affordable option for low-income groups is to keep the connection costs and subsequent bills to a minimum. Often, rural domestic consumers will require only small quantity of power to light their houses and run a radio or television. There are a number of solutions that can specifically help low-income households to obtain an electricity connection and help utilities meet their required return on investment. These include:

- Load limited supply. Load limiters work by limiting the current supplied to the consumer to the prescribed value. If the current exceeds that value then the device automatically disconnects the power supply. The consumer is charged a fixed monthly fee irrespective of the total amount of energy consumed. The device is simple and cheap and does away with the need for an expensive metre and subsequent meter reading.
- Reduced service connection costs. Limiting load supply can also help reduce costs on cable, as the maximum power drawn is low and so smaller cable sizes can be used. Also, alternative cable poles can sometimes be found to help reduce costs.
- Pre-fabricated wiring systems. Wiring looms can be manufactured 'ready to install' which will not only reduce costs but also guarantee safety standards.
- Credit. Credit schemes can allow householders to overcome the barrier imposed by the initial entry costs of grid connection. Once connected, energy savings on other fuels can enable repayments to be made. Using electricity for lighting, for example, is a fraction of the cost of using kerosene.
- Community involvement. Formation of community committees and co-operatives who are pro-active in all stages of the electrification process can help reduce costs as well as provide a better service. For example, community revenue collection can help reduce the cost of collection for the utility and hence the consumer.

Appropriate scale hydro-power

In recent years there has been much debate over the appropriate scale of hydro power. Many argue that large hydro is not only environmentally damaging (as large areas of land are flooded) but that there is also a negative social impact where large imported technologies are used.

However, small scale hydro power avoids the negative social and environmental impacts of large hydro. Micro hydro can deliver many social and economic benefits to isolated communities who otherwise would not have access to modern energy.

References and resources

1. [*Layout and Lining of Canals*](#) j.Segura, L.Rodríguez & P.Núñez, Soluciones Prácticas, 1995,
2. [*Civil Works Guidelines for Micro Hydropower in Nepal*](#) Practical Action Nepal & BPC Hydroconsult
3. [*Is a Community Based Micro-Hydro Electrification Scheme Suitable for Your Village?*](#) South Asia Energy Net <http://sa-energy.net/>
4. [*Community Based Micro-hydro Village Electrification Schemes - Technology & Approach*](#) South Asia Energy Net <http://sa-energy.net/>
5. [*Operation & Maintenance of Community Based Micro-Hydro Village Electrification Schemes*](#) South Asia Energy Net <http://sa-energy.net/>
6. [*Micro-Hydro Design Manual: A guide to small-scale water power schemes*](#) A Harvey & A Brown, Practical Action Publishing, 1992
7. [*Micro-Hydro Power: A guide for development workers*](#), P Fraenkel, O Paish, V Bokalders, A Harvey & A Brown, Practical Action Publishing, IT Power, Stockholm Environment Institute, 1991.
8. [*The Micro-hydro Pelton Turbine Manual: Design, manufacture and installation for small-scale hydropower*](#) Inversin, Allen R. Practical Action Publishing
9. [*Motors as Generators for Micro-Hydro Power*](#), Nigel Smith, Practical Action Publications, 1994.
10. [*Pumps as Turbines - A users guide*](#), Arthur Williams, Practical Action Publishing, 1995.
11. [*Low-cost Electrification: Affordable electricity installation for low-income households in developing countries*](#) Practical Action Consultants / ODA, 1995.
12. [*The Micro-hydro Pelton Turbine Manual: Design, Manufacture and Installation for Small-scale Hydropower*](#), Jeremy Thake, Practical Action Publishing, 2000.
13. [*Pico Hydro for Village Power - A Practical Design and Installation Manual for Schemes up to 5kW in Hilly and Mountainous Areas*](#). Nottingham Trent University.
14. [*Microhydro-electric Systems Simplified*](#), Paul Cunningham and Ian Woodfender, available at: <http://www.reuk.co.uk/Micro-Hydro-Simplified-Guide.htm>
15. [*Micro Hydro Power Factsheet*](#), Centre for Alternative Technology, available from: <http://www.cat.org.uk/catpubs>
16. [*Micro-Hydropower Systems - A Buyer's Guide*](#), C, Natural Resources Canada, 2004
17. [*Best Practices for Micro-Hydro Development*](#) Kiran Dhanapala, Priyantha Wijayatunga, Practical Action South Asia
18. [*Best Practices for Sustainable Development of Micro Hydro Power in Developing Countries*](#), Khennas, Smail and Andrew Barnett, World Bank/ESMAP, 2000, available at: <http://www.microhydropower.net/download/bestpractsynthe.pdf>

Internet addresses

Micro-hydro Centre at the Nottingham Trent University

<http://www.picohydro.org.uk/>

International Small-Hydro Atlas

www.small-hydro.com

International Small-Hydro Atlas is an international database facilitates the development of new small hydro projects of more than 50 kW and less than 10MW installed capacity. They provide data for potential and developed sites, GIS searching capabilities, country profiles, international contacts for small hydro, and more.

Hydro Generation

www.hydrogeneration.co.uk

Site provides useful information on hydro power design.

Micro-hydro website maintained by Wim Klunne

<http://microhydropower.net>

Contains a useful range of information including case studies, manufacturers, consultants, theory, discussion groups, and downloadable books & manuals.

International Network on Small Hydro Power

<http://www.inshp.org/main.asp>

Since its establishment in 1994, the International Network on Small Hydro Power (IN-SHP) has worked to promote global SHP development with the aim of rural electrification.

International Hydropower Association

The International Hydropower Association (IHA)

www.hydropower.org

IHA addresses the role of hydropower in meeting the world's growing water and energy needs as a clean, renewable and sustainable technology.

technical brief

Practical Action
 The Schumacher Centre for Technology and Development
 Bourton-on-Dunsmore
 Rugby, Warwickshire, CV23 9QZ
 United Kingdom
 Tel: +44 (0)1926 634400
 Fax: +44 (0)1926 634401
 E-mail: inforserv@practicalaction.org.uk
 Website: <http://practicalaction.org/practicalanswers/>

Practical Action is a development charity with a difference. We know the simplest ideas can have the most profound, life-changing effect on poor people across the world. For over 40 years, we have been working closely with some of the world's poorest people - using simple technology to fight poverty and transform their lives for the better. We currently work in 15 countries in Africa, South Asia and Latin America.